


















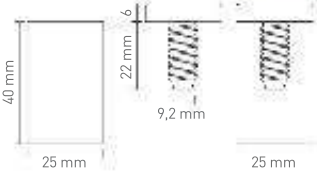
STEEL DISTANZIALI A REVERSE CHIUSURA ANTIORARIA



Distanziali in acciaio realizzati con sistema di Chiusura Inversa. La testa del distanziale si avvita in senso antiorario. Per cui chi non conosce il sistema e provasse a svitare il distanziale, non farebbe altro che serrarlo più forte. Per scoraggiare ladri e vandali e proteggere le targhe e pannelli.

- Materiale: Acciaio "AISI 304"
- Chiusura: **Avvitamento Senso ANTIORARIO**
- Colore: Acciaio Spazzolato
- Foro Targa: \varnothing 10 mm
- Vari formati disponibili
- Max. Spessore targa 16 mm
- Max. distanza dalla parete 40 mm
- Imbustati Singolarmente



| | | | |
|--|--|--|--|
| STEEL REVERSE 1313 cod. 100741  | STEEL REVERSE 1319 cod. 100742  | STEEL REVERSE 1325 cod. 100743  | STEEL REVERSE 1919 cod. 100744  |
|  |  |  |  |
| BOX 100 PCS. cm 18x10x6 1,75 Kg CTN 600 PCS. cm 32x21x15 10,7 Kg | BOX 100 PCS. cm 18x10x6 2,23 Kg CTN 600 PCS. cm 32x21x15 13,5 Kg | BOX 100 PCS. cm 18x10x6 2,69 Kg CTN 600 PCS. cm 32x21x15 16,3 Kg | BOX 60 PCS. cm 18x10x6 3,29 Kg CTN 360 PCS. cm 32x21x15 19,9 Kg |
| SPESSORE TARGA ◀ 0-6 ▶ mm | SPESSORE TARGA ◀ 0-10 ▶ mm | SPESSORE TARGA ◀ 0-10 ▶ mm | SPESSORE TARGA ◀ 0-10 ▶ mm |
| STEEL REVERSE 1925 cod. 100745  | STEEL REVERSE 2519 cod. 100746  | STEEL REVERSE 2525 cod. 100747  | STEEL REVERSE 2540 cod. 100748  |
|  |  |  |  |
| BOX 40 PCS. cm 18x10x6 2,71 Kg CTN 240 PCS. cm 32x21x15 17,4 Kg | BOX 36 PCS. cm 18x10x6 3,46 Kg CTN 216 PCS. cm 32x21x15 20,9 Kg | BOX 28 PCS. cm 18x10x6 3,31 Kg CTN 168 PCS. cm 32x21x15 20,1 Kg | BOX 24 PCS. cm 18x10x6 4,06 Kg CTN 144 PCS. cm 32x21x15 24,5 Kg |
| SPESSORE TARGA ◀ 0-13 ▶ mm | SPESSORE TARGA ◀ 0-10 ▶ mm | SPESSORE TARGA ◀ 0-16 ▶ mm | SPESSORE TARGA ◀ 0-16 ▶ mm |